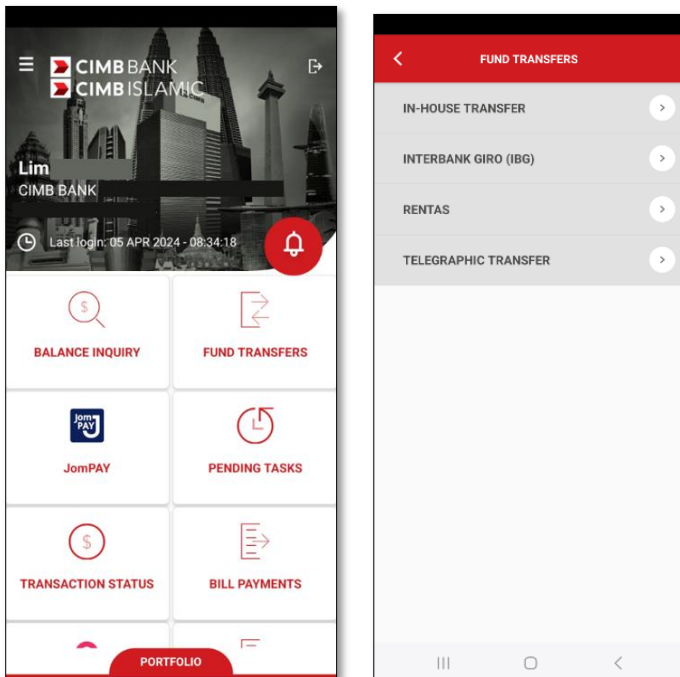
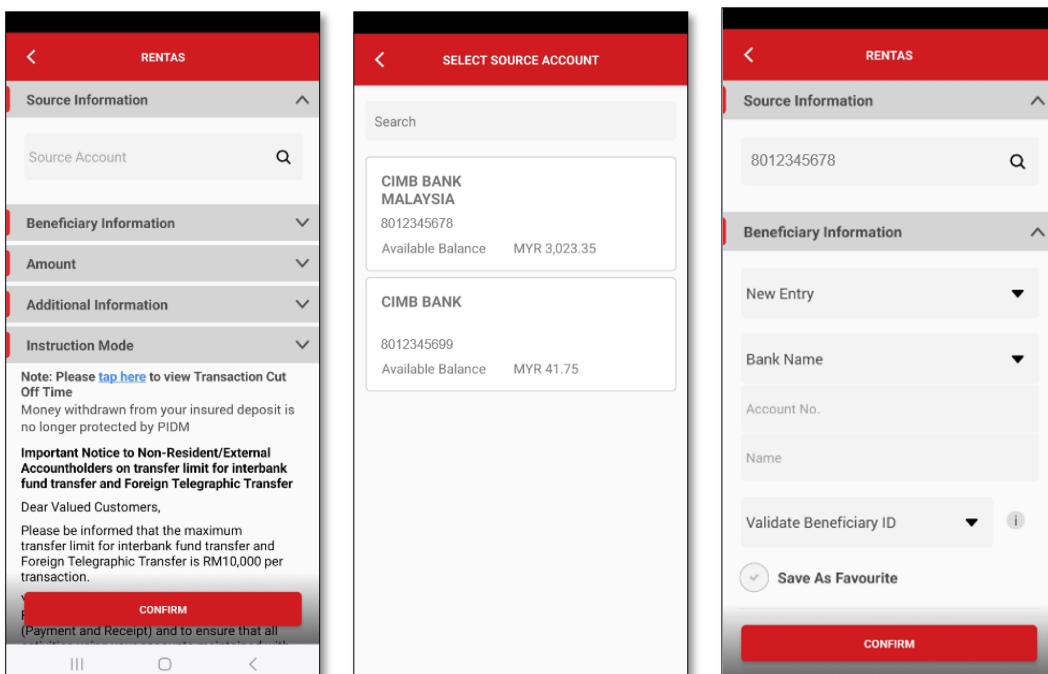


## Domestic Payment - RENTAS

- Scroll down and Tap “FUND TRANSFERS” to select RENTAS

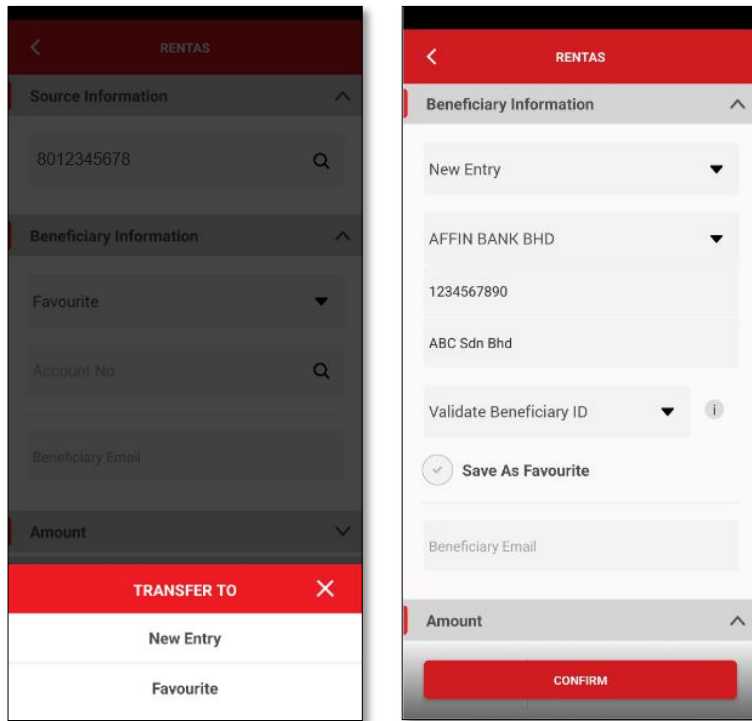


- Under Source Information, tap on Magnifying Glass to select Source Account

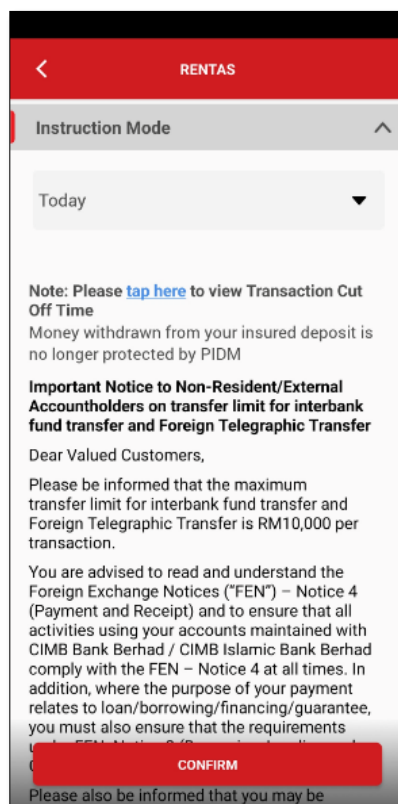
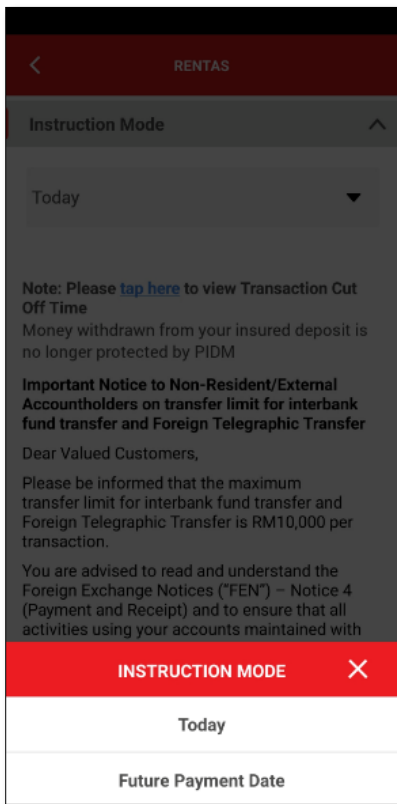


For further enquiries, please contact our Business Call Centre at **1300 888 828** between 8AM to 7PM from Monday to Friday or 8AM to 5PM on Saturday (excluding public holidays) or email to [mybusinesscare@cimb.com](mailto:mybusinesscare@cimb.com).

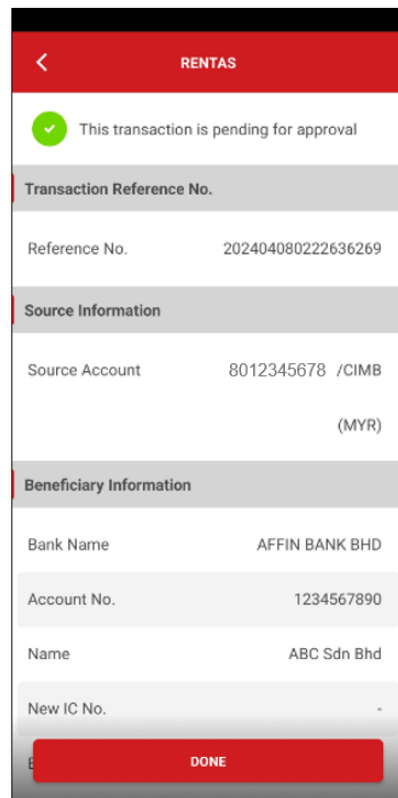
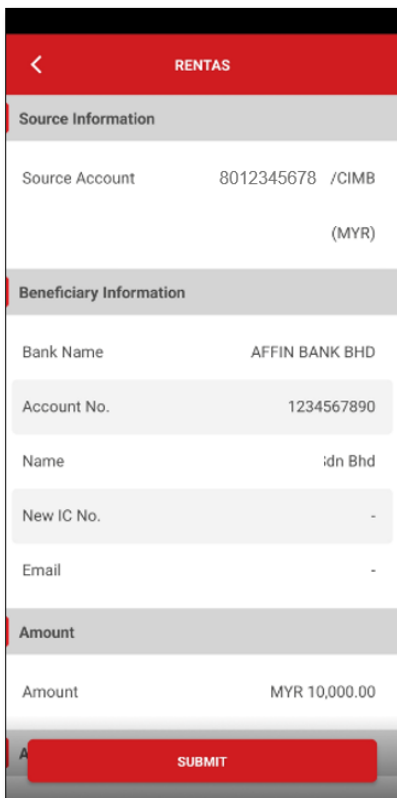
- Under Beneficiary Information, select the Method
  - New Entry = for new beneficiary
  - Favourite = to select beneficiary that has been saved earlier
- For New Entry, fill up
  - Bank Name = Beneficiary Bank Name
  - Account No. = Beneficiary Account Number
  - Name = Beneficiary Name
  - Validate Beneficiary ID (Optional) = to validate beneficiary ID (Business Registration Number, NRIC, Old IC, Passport, Army ID)
  - Amount = Transaction Amount (More than MYR 10,000.00)
  - Additional Information = Application Address, Beneficiary Address, Recipient's Reference and Payment Details



- Tap on Save As Favourite to save the beneficiary's details under favourite. This is optional
- Under Instruction Mode, please select;
  - Today = Current Value Date
  - Future Payment Date = Future Value Date



- Once all information has been correctly filled up, to tap on CONFIRM button and to tap on SUBMIT button to proceed



- Once the transaction submitted, there will be a Transaction Reference No. generated for your reference
- For Payment Authorisation Guide, go to our BizChannel@CIMB Guides > BizChannel@CIMB Mobile App Guide > BizChannel@CIMB Mobile App Guide – Payment Authorisation

For further enquiries, please contact our Business Call Centre at **1300 888 828** between 8AM to 7PM from Monday to Friday or 8AM to 5PM on Saturday (excluding public holidays) or email to **mybusinesscare@cimb.com**.